

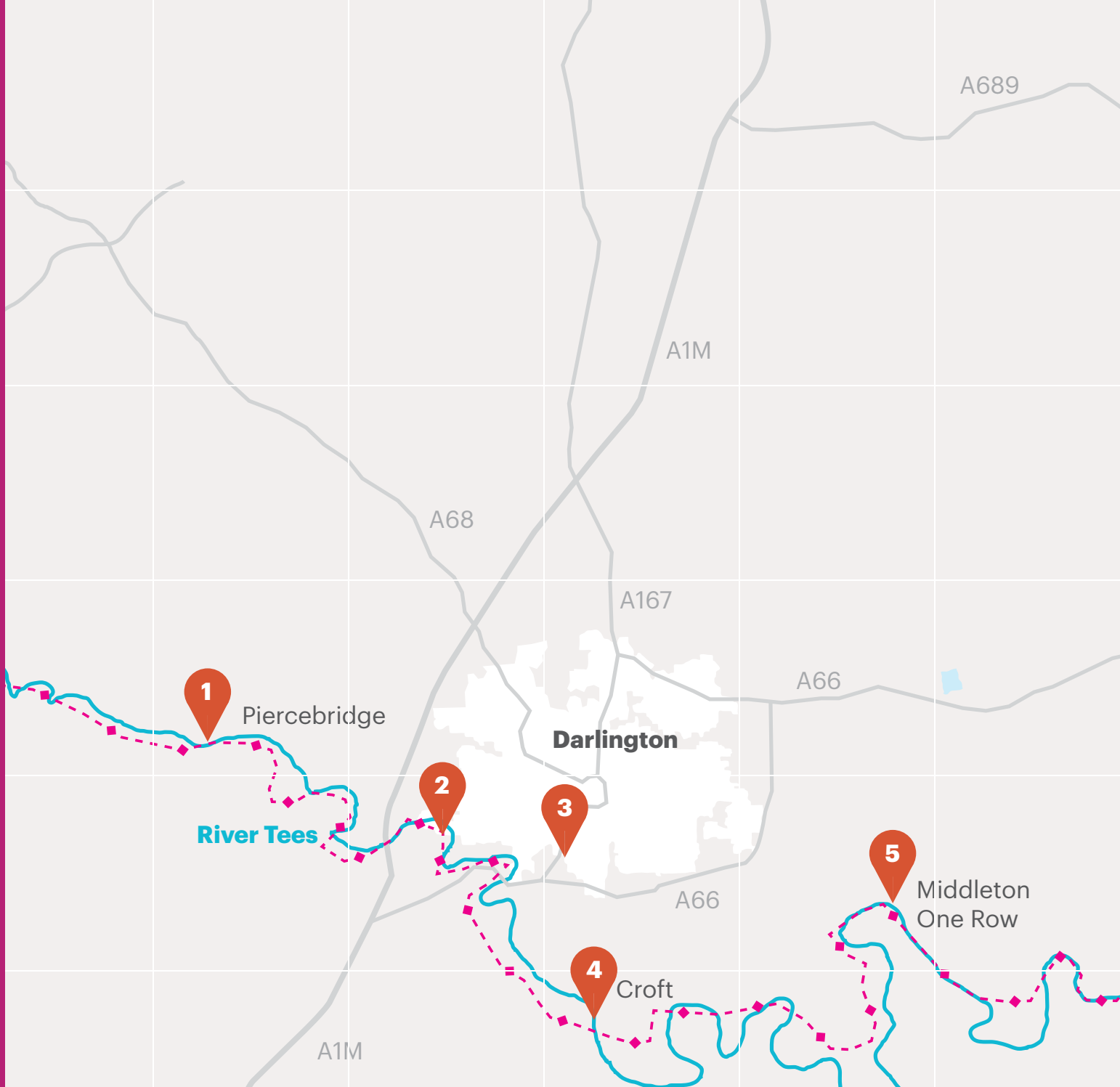
TEES SCULPTURE TRAIL

MIDDLESBROUGH

Five designers/artists have been commissioned to deliver a minimum of five interpretative artistic pieces – one in each of the five local authority areas across the Tees Valley.

The aim of this project is to promote a better understanding of the fascinating history, landscape and cultural heritage of the area and sites within it. This will enhance the visitor experience across the area, through the provision of exciting, interesting and memorable destinations and activities. It will also inspire people to further discover, respect and appreciate the area into the future.

For more information or to discuss the project contact:
Lucy Chapman Programme Manager (River Tees Rediscovered)
Groundwork NE & Cumbria Tel: (01325) 464 270
Mobile: 07843 444 195 Email: lucy.chapman@groundwork.org.uk



A689

A1M

A68

A167

A66

1

Piercebridge

Darlington

River Tees

2

3

5

Middleton
One Row

4

Croft

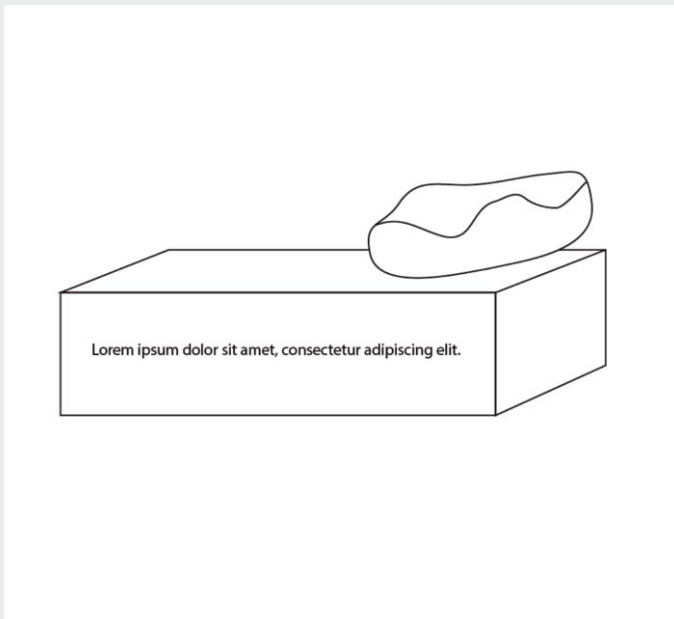
A66

A1M



11

Blue Bell Beck Russ Coleman



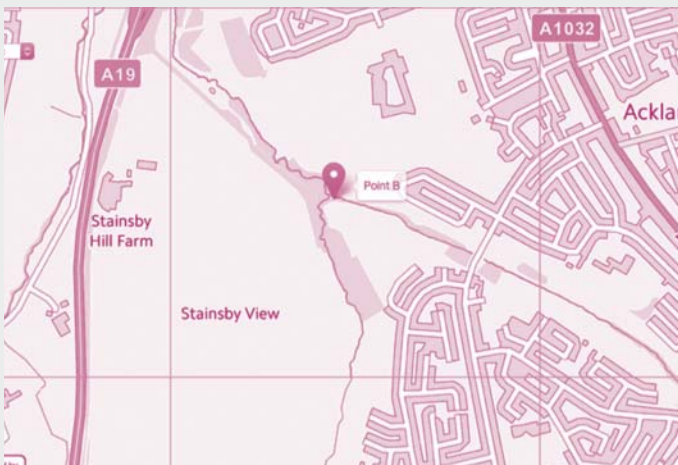
Blue Bell Beck Touchstone

Sourcing part of the landscape then sculpting it and reframing it so it tells the story of this place.

This island was sculpted during the ice age. But when the planet warmed so the receding glaciers left erratics. Stones from another place carried along in the ice. Ancient time travellers that helped shape this place.

The artist's approach was to visit each site and source these stones then sculp and polish them so their true beauty is revealed.

Every one will be unique with different textures and forms and this one will be set on its own individual polished concrete bench.



12

Maze Park Andrew McKeown




Crossing Points

Here the forms and shapes are influenced by the bridges, the bends of the river as well as echoing the theme of transport (river, road and rail).

A 'crossing point' is also a 'threshold' something that must be overcome to get from 'where you are to where you want to be'. The pieces also feel organic as if they are 'growing out of the ground'.

Each will be made of galvanised (lead/pewter colour) steel box sections and vary in size and form depending on its location. The artist also intends to etch words into each to tie it in with its particular locale.

This may transpose with Iron Masters Trail.



13

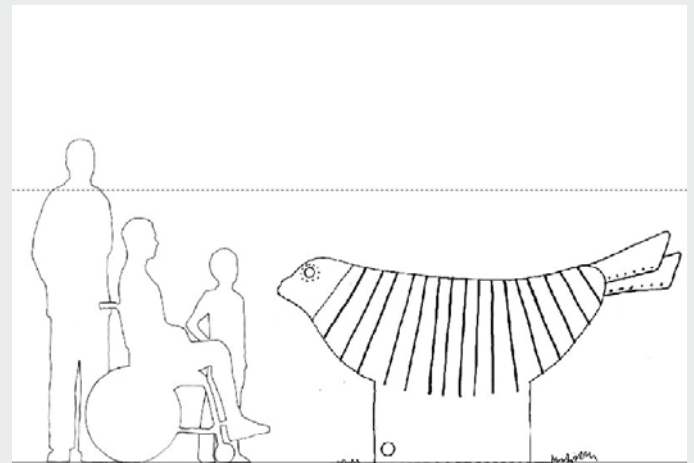
Iron Masters Trail Steve Tomlinson



Reflecting old and new stories, this corten steel seal reflects upon the former shipbuilding heritage of the river, and how the river is cleaner, encouraging the seals to return.

The 1.3m high work will be fabricated in 4mm corten sheet with a gusset/brace along the two upright edges for stability. There will be a small 'baseplate' around the spine.

This may transpose with Maze Park.



14 Teessarus Park infinite...



Giants Forged Here!

'Giants Forged Here' is an egg-shaped installation made up of curved interlocking white planes. Inspired by the huge offshore structures built on the other side of the river. Each plane of the form is carved with curved lines representing river water and the straight lines representing the huge engineered steel structures. While the overall egg shape playfully ties-in with the park's other residents – the dinosaurs!

Staron is a mineral-based synthetic material that is as robust as natural stone yet has the smooth finish of alabaster. 'Dazzling white' when installed the different facets of each piece will subtly change colour as natural lighting conditions change throughout the day.



15

Viewing Platform adjacent to Transporter Bridge Pat Walls



The design for the sculpture is based on a triangle as the bridge is a massive series of triangles. The sculpture is also a continuous loop representing the connection made between the North and South banks of the river.

I would like to use Kilkenny limestone as the material. It's an Irish blue/ black limestone. Firstly it's strong enough to support the design; secondly it has a beautiful colour to it.

The curves would naturally have more weight in the lower areas of the sculpture, becoming lighter in the upper parts. It would keep strength throughout with the flowing arched form and the width of the curves. There would be a contrast between the chiselled edges and the smooth polish inside the curves.

